

BUILDING
COMMON GROUND



Product List

valid from 1st February 2023



www.maxfrank.com



Spacers

Fibre concrete spacers	12
Cast concrete spacers	24
Plastic spacers	26
Steel spacers	29
Fibre concrete distance tubes	31
Sealing cones and plugs	35
Spacers and distance tubes for drinking water application	41

Formwork technologies

Pecafil® permanent formwork	46
Stremaform® stay-in-place formwork for working joints	51
Stremaform® stay-in-place formwork for expansion joints	64
Tubbox® column former	68
Zemdrain® CPF liner	73
Balcony and ceiling edge formwork	78
Box-out shutters and recess formers	81
Trennfit release agent	85
Formwork accessories	89

Reinforcement technologies

Egcobox® thermal break balcony connector	94
Egcobox® FST steel thermal break connector	101
Egcodorn® shear force dowel	104
Stabox® continuity strip	111
MAX FRANK Coupler threaded connection	117

Sealing technologies

Zemseal® sub-structure waterproofing system	124
Fradiflex® metal waterstop	127
Intec® injection hose system	132
Cresco® expanding waterstop	141

Building acoustics

Sorp 10® room-acoustic sound absorber	146
Egcopal impact sound insulated shear force dowel	148
Egcosono stair landing bearing	152
Egcostep® stair flight decoupling	155
Egcoscal stair beddings	157
Egcodist wall and floor bearings	161
Egcovoid® void former	163



**BUILDING
COMMON GROUND**



OUR BUSINESS MODEL



We accompany our customers reliably through every building phase with a technically sophisticated and intensive intermeshing of industrial production, high-quality products and multifaceted services.

HOW WE WORK



We listen attentively and ask the right questions – questions that penetrate to the core of the task. We at MAX FRANK call that: “BUILDING COMMON GROUND”.

OUR STRENGTH



A wide range of products, high-quality product combinations, project solutions, intermeshing of planning, production and sales

CUSTOMER BENEFITS



Saving of costs and time, solution from a single source

THE COMMON APPROACH



Sustainable and safe reinforced concrete structures



MAX FRANK Group

- News
- Projects
- Company
- Careers
- Contact
- Buildings
- Products
- Service
- Download

Product Overview



Products

With a reference search you can pinpoint the exact MAX FRANK product for your solution even faster and more precisely: simple filtering and targeted searches.

Joint

Choose joint

Thermal insulation

Expanded polystyrene concrete quality

Reset filter

Save search

Formwork

Choose formwork

Sound insulation

Precast element

Sealing

Sealing with concreting

Fire protection

Force transfer

10 results found!



Continuity Strip Stabox - special coating



Continuity Strip Stabox - custom version SD



Continuity Strip Stabox - joint seal



Formwork elements for controlled crack joints Stremaforme with rubber water bar cage



Formwork elements for controlled crack joints Stremaforme with coated metal water stop



Formwork elements for expansion joints Stremaforme with rubber water bar cage and shear force transmission



Formwork elements for working joints Stremaforme - custom shapes



Formwork elements for working joints Stremaforme with rubber water bar cage



Formwork elements for working joints Stremaforme with metal water stop



Formwork elements for working joints Stremaforme with coated metal water stop

Follow us on



BUILDING
COMMON GROUND



MAX FRANK BUILDINGS

The popular tool is integrated in the website and linked with extensive product information. The virtual landscape provides you with the optimal products for the following types of structure: railway station, bridge, office building, high-rise building, industrial building, sewage plant, museum, drinking water tank, tunnel, hydroelectric power station and residential building.



PRODUCT FINDER

Simply filter by the application areas and product properties relevant for you and you will find the ideal product for your requirements.



Joint Designer

The joint designer shows the range of connection joints in concrete structures according to the classification between construction joints, predetermined crack joints, expansion joints, sound separation joints and settlement joints.



ALWAYS UP TO DATE

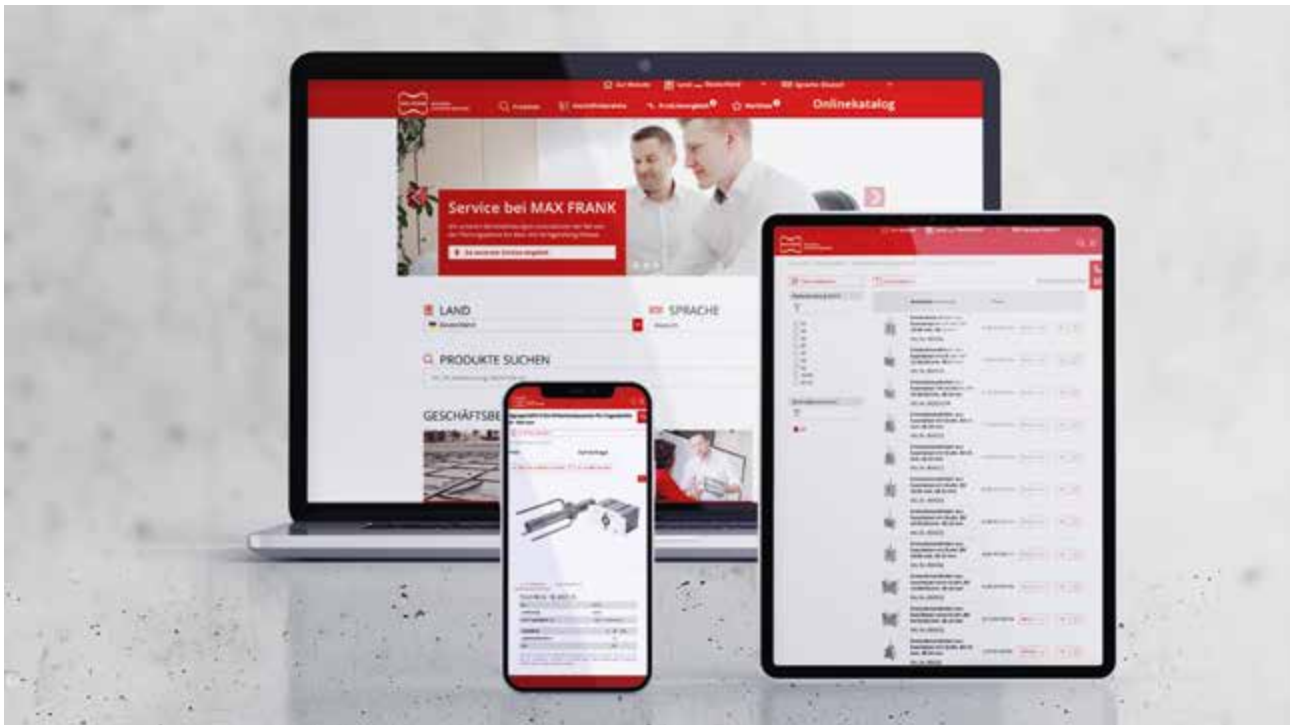
Never miss out! We keep you updated about new products, the latest software and special solutions. Simply sign up for our newsletter free of charge and without obligation and follow us on LinkedIn and YouTube!



ONLINE CATALOGUE

You can find current product and price information in our online catalogue. Also use functions such as the product comparison, the watch list or the PDF download of article information.





Online catalogue

Search, find and compare MAX FRANK articles.

From now on, this can be done easily online - with the new **online catalogue**.

In the online catalogue you will find a variety of product information, such as article numbers, pictures, descriptions, technical and logistics data and current prices.



Practical features:

Search and filter

With search and filter options you can quickly find the desired items.

Product comparison

Select up to ten items and compare their features at a glance.

Watchlist

Easily start a quote request for the items on the watch list.

Data sheet download

Create a PDF with the most important product information with just one click.

▶ Try the online catalog now



Service at MAX FRANK is multifaceted and therefore very personal.

With our services, we support you from the planning phase to beyond completion and create individual, holistic and economical project solutions together with you.

Our customer service team will be happy to advise you and is available Monday to Thursday from 7:30 a.m. to 5:00 p.m. and Fridays from 7:30 a.m. to 1:30 p.m.:



+49 9427 189-320



customerservice@maxfrank.de

Notes regarding the Product List

We generally deliver on the basis of our general terms and conditions of sale and in the defined packaging units. Information about this can be found in the respective product areas. Different delivery quantities are possible on request and by arrangement. We charge a minimum quantity surcharge for these fractional quantities. A freight rate will be charged for shipment.



BUILDING
COMMON GROUND

Sealing technologies



Sealing technologies

All concrete structures in contact with the ground must be waterproofed against ground moisture, seepage water or pressurized water - so-called "water impermeable concrete structures". The choice of waterproofing depends on the type of stress, the type of foundation soil and the planned use.



Zemseal® sub-structure waterproofing system

124



Fradiflex® metal waterstop

127



Intec® injection hose system

132



Cresco® expanding waterstop

141

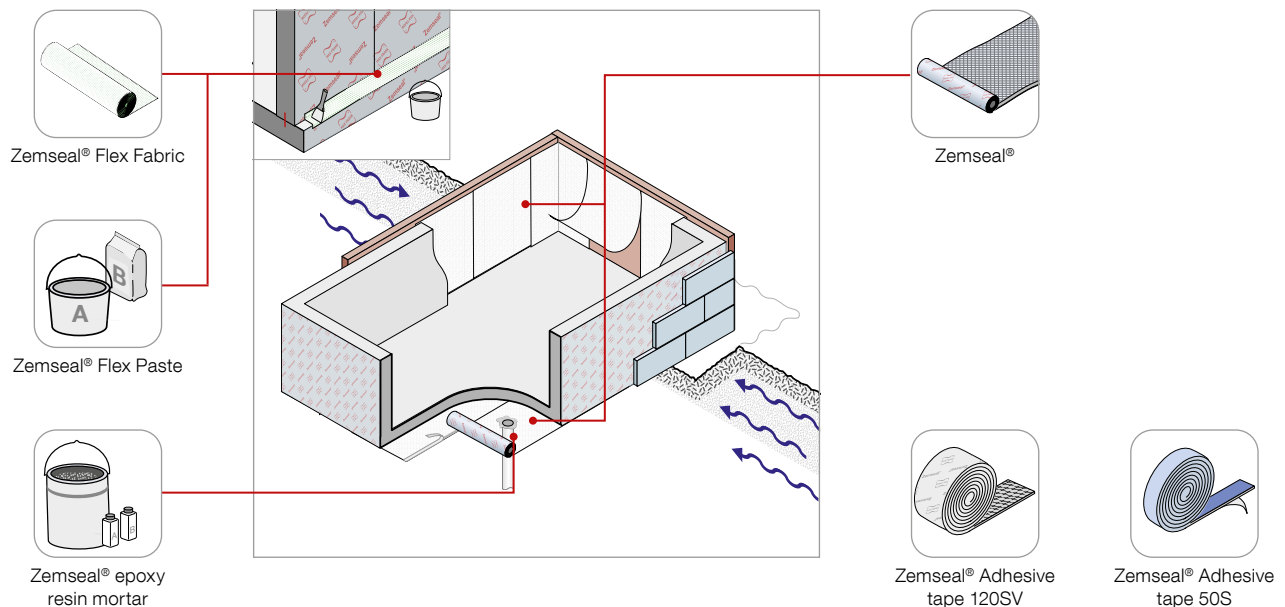


Zemseal® sub-structure waterproofing system

Additional waterproofing measures are usually required to meet all the structural and physical requirements that arise in waterproof structures. In the case of high usage requirements, the use of a safe, fresh concrete composite system has proven its worth. Our Zemseal® FBV system encloses the water-impacted building components and forms a secure and integral external waterproof protection. MAX FRANK Zemseal® FBV technology combines mechanical and adhesive bonding - "dual-bond" technology.


★ Advantages

- Dual-Bond Technology: mechanical and adhesive bond
- Tested leakage protection
- Excellent crack bridging
- High material efficiency (only 50 mm joint overlap)
- Suitable for high-pressure cleaning
- Simple handling due to low roll weight
- Effective diffusion barrier - protection against radon gas
- European Technical Assessment (ETA)
- German National Approval



Zemseal® sub-structure waterproofing system

WG: 181

	Description	Item No.	Type	Width	Length	Weight	Area	Pallet content
				m	m	kg/roll	m ² /roll	roll
	Zemseal® FBV system with integrated adhesive joint	ZSMEM051000	05	1.00	20.00	11.20	20.00	28
		ZSMEM081000	08	1.00	20.00	15.20	20.00	24
		ZSMEM082000	08	2.00	20.00	30.40	40.00	61
		ZSMEM122000	12	2.00	20.00	36.40	40.00	50

Further versions on request.

Proof of usability

CE marking according to European Technical Assessment (ETA)

The ETA (European Technical Assessment) is a product performance assessment on European level that leads to CE marking. The product properties and the product performance are defined in the ETA and are confirmed by the manufacturer in the Declaration of Performance (DoP). To receive and to maintain an ETA, comprehensive tests and ongoing quality control are necessary - to ensure highest product quality.



Proof of usability



Ü-mark according to a German national test certificate for a construction product (allgemeines bauaufsichtliches Prüfzeugnis abP)

The German National test certificate for a construction product is a verification of fitness for use according to German Standards, which declares product properties and product performance. The construction product is then to be marked with the Ü-mark. Comprehensive tests and verifications guarantee a product which is ideally suited to the requirements.




Zemseal® adhesive tapes

WG: 181

	Description	Item No.	Type	Width	Roll length	Packaging unit	Weight
				mm	m/roll	Pcs	kg/packaging unit
	Acrylic adhesive tape with nonwoven backing for butt and splice joints	ZSACRYL120SV	120SV	120	30	8	12.72
	Acrylic pressure-sensitive adhesive tape for fixing to steel formwork and for butt joints	ZSACRYLKB50	50S	50	50	12	10.80


Zemseal® epoxy resin mortar

WG: 181

	Description	Item No.	Packaging unit	Weight
			Pcs	kg/pce
	Zemseal® epoxy resin mortar, solvent-free multi-component mortar	ZSEPM	1	4.50


Zemseal® Flex paste

WG: 181

	Description	Item No.	Weight kg/pce	Pallet content Pcs	Weight kg/pallet
	Zemseal® Flex Paste, 2 components	ZSFLEX	28.00	18	524


Zemseal® Flex fabric

WG: 181

	Description	Item No.	Width m	Roll length m/roll	Weight kg/roll
	Zemseal® Flex fabric, reinforcing insert made of glass fibre	ZSFLEXGWB	1.00	50	4.00

Functional principle of the Zemseal® sub-structure waterproofing system

Sub-structure waterproofing systems are distinguished from other on-roll sealing materials due to their permanent and laminal adhesion to the concrete, resulting in protection against leakage of the sealing plane in the event of damage. The Zemseal® system forms a water-tight enclosure, protecting the components against cracking and water ingress.



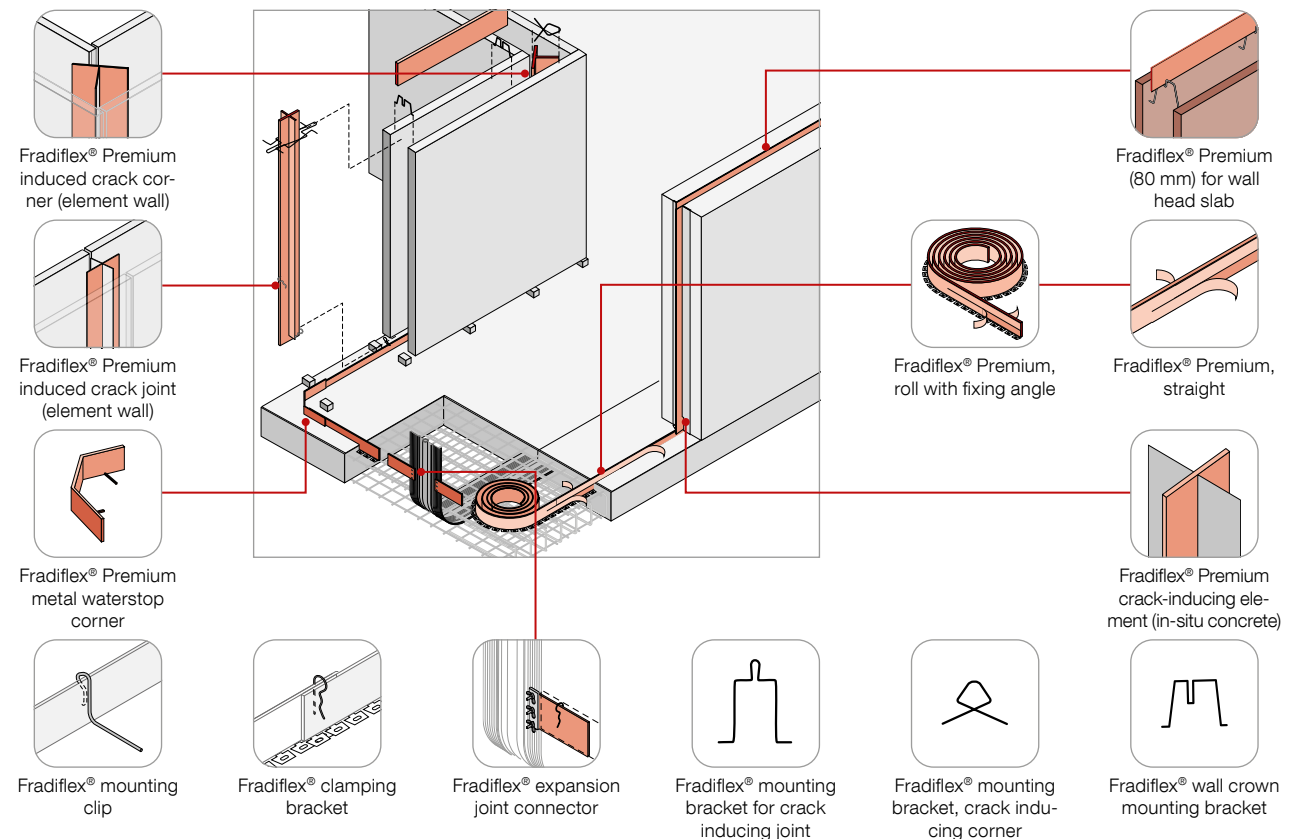


Fradiflex® metal waterstop

All concrete structures in contact with the ground must be sealed against ground moisture, seepage water or pressurized water. Our Fradiflex® metal waterstop system meets all requirements for the secure sealing of water-impermeable structures. The flexible special coating bonds with the concrete, creating an adhesive barrier seal that prevents water from circulating. The system can be used for the reliable sealing of construction and predetermined crack joints in in-situ concrete construction and with element walls.





★ Advantages

- More safety due to fewer splices (roll)
- Simple position protection due to fixing angle
- Tested up to 5.0 bar water pressure (usable according to ETA and abP up to 2.0 bar)
- No welding necessary at the joints
- Fast installation thanks to two fixing points (crack inducing elements)
- Stable crack inducing elements (secure standing and position)
- European Technical Assessment (ETA)
- German National Approval



Fradiflex® Premium metal waterstop

WG: 169

	Description	Item No.	Length m	Height mm	Packaging unit Pcs	Weight kg/packag- ing unit	Pallet con- tent Packaging unit
	Fradiflex® Premium metal waterstop with fixing angle, incl. 2 clamping brackets	FF-BRZ152500BW	25.00	150	1	21.00	36
	Fradiflex® Premium metal waterstop without fixing angle, incl. 2 clamping brackets	FFBRZ152500 FFBRZ082500	25.00 25.00	150 80	1 2	19.00 21.50	36 18
	Fradiflex® Premium metal waterstop, straight, with fixing angle, incl. 58 clamping brackets	FFBGZ-150210BW	2.10	150	50	105.00	10
	Fradiflex® Premium metal waterstop, straight, without fixing angle, incl. 58 clamping brackets per pack	FFBGZ150210 FFBGZ080210	2.10 2.10	150 80	50 50	100.80 46.35	10 10

Fractional quantities are not possible.

Proof of usability
CE marking according to European Technical Assessment (ETA)


The ETA (European Technical Assessment) is a product performance assessment on European level that leads to CE marking. The product properties and the product performance are defined in the ETA and are confirmed by the manufacturer in the Declaration of Performance (DoP). To receive and to maintain an ETA, comprehensive tests and ongoing quality control are necessary - to ensure highest product quality.


Proof of usability
Ü-mark according to a German national test certificate for a construction product (allgemeines bauaufsichtliches Prüfzeugnis abP)

The German National test certificate for a construction product is a verification of fitness for use according to German Standards, which declares product properties and product performance. The construction product is then to be marked with the Ü-mark. Comprehensive tests and verifications guarantee a product which is ideally suited to the requirements.



Fradiflex® Premium in V4A

WG: 169

	Description	Item No.	Length m	Height mm	Packaging unit Pcs	Weight kg/packag- ing unit	Pallet content Packaging unit
	Fradiflex® Premium metal waterstop in V4A with fixing angle, incl. 2 clamping brackets	FFBRZ152500BWSS	25.00	150	1	19.00	36

Fradiflex® Premium metal waterstop corner


WG: 171

	Description	Item No.	Height mm	Packaging unit Pcs	Weight kg/pce
	Fradiflex® Premium metal waterstop corner incl. 2 clamping brackets, mandatory when using Fradiflex® Premium induced crack corner (element wall)	FFBECKE	200	1	2.30

Due to the double-sided coating, it is suitable as both an inner and an outer corner

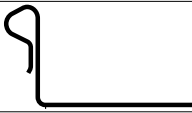

Fradiflex® expansion joint connector

WG: 169

	Description	Item No.	Height mm	Packaging unit Pcs	Weight kg/packaging unit
	Fradiflex® expansion joint connection for connecting Fradiflex® Premium with waterstops	FFBDA08	80	2	0.60
		FFBDA15	150	2	1.20


Fradiflex® mounting clip and clamping bracket

WG: 169

	Description	Item No.	Packaging unit Pcs	Weight kg/packaging unit
	Fradiflex® mounting clip for sheet metal heights 150 mm	FFBBUEG01	50	7.40
	Fradiflex® clamping bracket to secure the splice joints	FFBBUEG03	125	1.75

Fradiflex® Premium crack-inducing element (in-situ concrete)


WG: 171

	Description	Item No.	Length m	Width mm	Pallet content Pcs	Weight kg/pce
	Fradiflex® Premium crack inducing element for use in in-situ concrete applications, incl. 2 clamping brackets, crack plate width 2 x 50 mm	FFBSRO250	2.50	150	32	7.80
		FFBSRO300	3.00	150	32	12.00

Suitable for component thicknesses up to 300 mm. Further versions on request.

Fradiflex® Premium induced crack corner (element wall)


WG: 171

	Description	Item No.	Length m	Width mm	Pallet content Pcs	Weight kg/pce
	Fradiflex® Premium crack inducing corner element for twin walls, incl. 2 clamping brackets, crack plate width 100 mm	FFBSRE	2.50	150	32	8.40
		FFBSRE300	3.00	150	32	10.10

Suitable for component thicknesses up to 300 mm. Further versions on request.

Fradiflex® Premium induced crack joint (element wall)


WG: 171

	Description	Item No.	Length m	Width mm	Pallet content Pcs	Weight kg/pce
	Fradiflex® Premium crack inducer for twin walls, incl. 2 clamping brackets, crack plate width 2 x 30 mm	FFBSRF	2.50	150	32	6.50
		FFBSRF300	3.00	150	32	8.20

Suitable for wall thicknesses of up to 300 mm. Further versions on request.




Fradiflex® connection set for crack inducing elements

WG: 171

	Description	Item No.	Packaging unit Pcs	Weight kg/pce
	For the extension of crack inducing elements, including 2 clamping brackets and two crack plate clamps	FFBSEVSET	1	0.10


Fradiflex® mounting bracket

WG: 171

	Description	Item No.	For total wall thickness mm	Packaging unit Pcs	Weight kg/packaging unit
	Fradiflex® mounting bracket for crack inducing joint	FFBBUEG24F	240	20	3.00
		FFBBUEG30F	300	20	3.00
	Fradiflex® mounting bracket for crack inducing corner	FFBBUEG24E	240	10	2.20
		FFBBUEG30E	300	10	2.20
	Fradiflex® mounting bracket for wall crown	FFBBUEGK	240 - 300	20	2.60

Special sealing tape

WG: 169

	Description	Item No.	Width mm	Length m	Packaging unit Pcs	Weight kg/packaging unit
	Special sealing tape for securing joints and for repairs	YBUTYLKBA050	50	15.00	12	15.00
		YBUTYLKBA100	100	15.00	6	15.00

Application video for Fradiflex® Roll

With the Fradiflex® coated metal waterstop, sealing of the working joint between the floor slab and the rising wall in the form of a “white tank” can be achieved in a time-saving manner. Fradiflex® is recognised on building sites due to its easy installation at the prefabricated fixing angles, as well as the temperature bandwidth of the bitumen-free special coating.



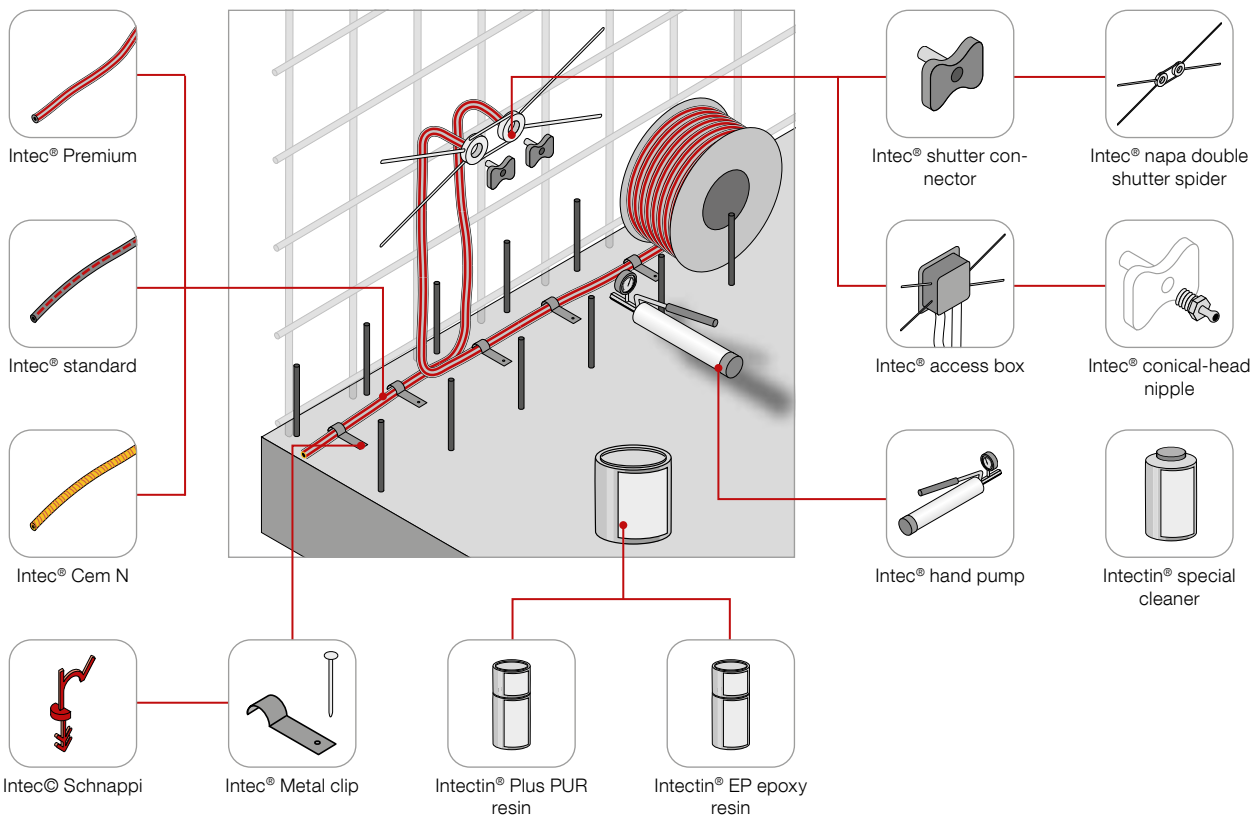


Intec® injection hose system

Intec® injection hose technology seals horizontal and vertical construction joints in impermeable structures safely and quickly. The suitable injection hose in combination with the suitable injection material result in an approved system. As additional construction joint protection, a combination of the injection hose with other joint sealing systems can also provide increased sealing safety. The extensive range of accessories and tested grouting materials are helpful for installers in practice.


★ Advantages

- As primary and secondary sealant
- Patented multiple injection
- Injection circuit lengths up to 30 m
- Injection hose does not sinter during concreting
- Tested up to 5.0 bar water pressure (usable according to abP up to 2.0 bar)
- German National Approval




Intec® Premium

WG: 166

	Description	Item No.	Internal diameter mm	Roll length m/roll	Packaging unit	Weight
					Pcs	kg/m
	Intec® Premium injection hose (re-injectable), initial injection and re-injection with PUR resins and other injection materials	IVINTECP	5	100	1	0.12


Intec® Standard

WG: 166

	Description	Item No.	Internal diameter mm	Roll length m/roll	Packaging unit	Weight
					Pcs	kg/m
	Intec® standard injection hose (injectable once), injection with resins	IVINTECN	5	100	1	0.11

Intec® Cem N

WG: 166

	Description	Item No.	Internal diameter mm	Roll length m/roll	Packaging unit	Weight
					Pcs	kg/m
	Intec® Cem N injection hose (re-injectable), initial and repeated injections with cement paste with underpinnings and void fillings	IVPSCEMN	10	50	1	0.23

Proof of usability

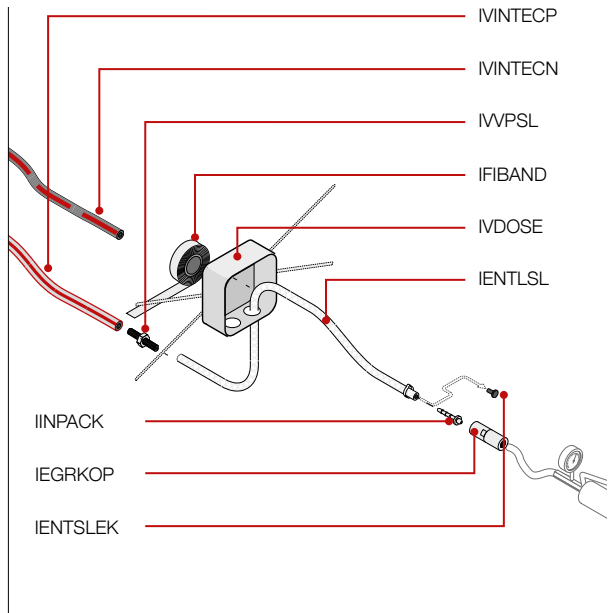
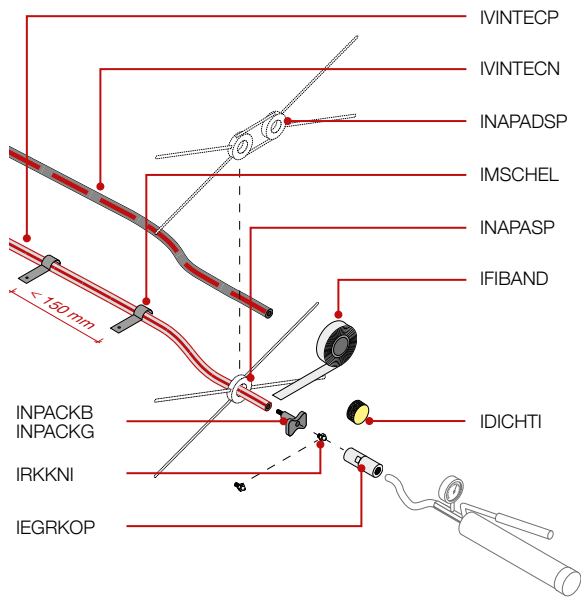
Ü-mark according to a German national test certificate for a construction product (allgemeines bauaufsichtliches Prüfzeugnis abP)

The German National test certificate for a construction product is a verification of fitness for use according to German Standards, which declares product properties and product performance. The construction product is then to be marked with the Ü-mark. Comprehensive tests and verifications guarantee a product which is ideally suited to the requirements.



Spacers

Formwork technologies



Reinforcement technologies

Sealing technologies

Building acoustics














Intec® Premium and Intec® Standard Components

WG: 168

	Description	Item No.	Suitable for	Packaging unit Pcs
	Shutter connector, blue	INPACKB	IVINTECN, IVINTECP	20
	Shutter connector, yellow	INPACKG	IVINTECN, IVINTECP	20
	Schnappi (fresh concrete or 8 mm drill hole, requirement 6 pcs./m)	ISCHNC	IVINTECN, IVINTECP	100
	Metal clip with nail plug (6 mm drill hole, 6 required per m)	IMSCHEL	IVINTECN, IVINTECP	100
	Intec® clip made of plastic, with pre-mounted nail, to fit power-actuated fastener (requirement 6 pcs./m)	IKSCHEL	IVINTECN, IVINTECP	100
	Metal clip with pre-mounted nail to fit power-actuated fastener (requirement 6 pcs./m)	IMSHILT	IVINTECN, IVINTECP	100
	Dichti (foam)	IDICHTI	INPACKB, INPACKG	20
	Napa spider (adjustable), serves to fix the shutter connector to the reinforcement	INAPASP	INPACKB, INPACKG	20
	Napa double shutter spider	INAPADSP	INPACKB, INPACKG	20

Intec® Premium and Intec® Standard Components

WG: 168

	Description	Item No.	Suitable for	Packaging unit Pcs
	Steel connector	IVVPSL	IVINTECN, IVINTECP	50
	Recessed access box with lid, for embedding and protected storage of the grouting hose ends in the concrete	IVDOSE	IVERPE	1
	Intec® injection hose ends Ø 4 mm, breather tube with steel connector and end cap, length 0.4 m	IVERPE	IVINTECN, IVINTECP	20
	Interior packer with conical-head nipple and double ear hose clamp to fit breather tube	IIPACK	IVERPE, IENTLSL	100
	Metal waterstop clip for fixing the injection hose to the metal waterstop (requirement approx. 7 pcs./m)	IFBK	IVINTECN, IVINTECP	100
	Water bar clip for fixing the injection hose (requirement approx. 8 pcs./m)	IFBK2	IVINTECN, IVINTECP	100
	Conical-head nipple with non-return valve (requirement approx. 1 pce/shutter connector)	IRKKNI	INPACKB, INPACKG	50
	Socket wrench for conical-head nipple	ISTSKK	IRKKNI	1
	Hand pump complete with high-pressure armoured hose and gripper head only for resin injection	IHPRESS	-	1
	Hydraulic pressure gauge 0 to 160 bar	IHMANOM	IHPRESS	1
	T-piece for mounting the pressure gauge on the hand pump	ITSTHM	IHPRESS, IHMANOM	1
	Replacement sealing gasket for the hand pump	IHPDICH	IHPRESS	20
	Conical-head nipple grip valve to fit conical -head nipple	IEGRKOP	IHPRESS, IHDP0500	1
	High-pressure armoured hose 0.5 m long; the high-pressure armoured hose can also be screwed directly into the shutter connector	IHDPS0500	INPACKB, INPACKG, IHPRESS	1

Spacers

Formwork technologies

Reinforcement technologies

Sealing technologies

Building acoustics

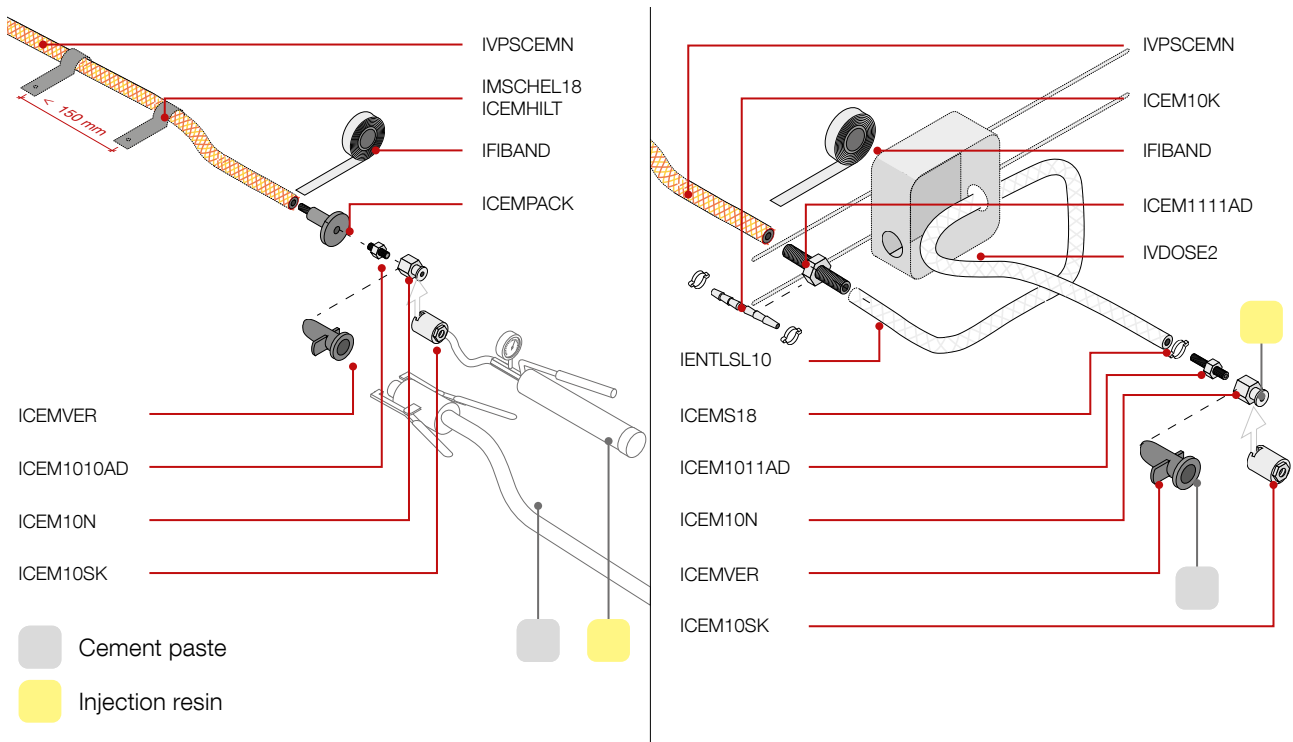
Intec® Premium and Intec® Standard Components

WG: 168

	Description	Item No.	Suitable for	Packaging unit Pcs
	Adapter with 2 internal threads M10 x 1.0 is used for connecting (extending) high-pressure armoured hoses	IAHDPS	IHDPS0500	1
	Stirring rod for drilling machine	IRWBOR	-	5
	End cap for breather tube Ø 4 mm	IENTLSLEK	IENTLSL	-














WG: 168

	Description	Item No.	Roll length m/roll	Packaging unit Pcs
	Breather tube, internal diameter 4 mm, 25 bar	IENTLSL	50	1
	Filament tape	IFIBAND	50	72



Intec® Cem N injection hose - components

WG: 168

	Description	Item No.	Suitable for	Packaging unit Pcs
	Shutter connector for Intec® Cem N	ICEPACK	IVPSCEMN	1
	Metal clip with nail plug for Intec® Cem N	IMSCHEL18	IVPSCEMN	100
	Plastic coupling for Intec® Cem N and breather tube Ø 10 mm	ICEM10K	IVPSCEMN, IENTLSL10	10
	Metal clip with pre-mounted nail to fit power-actuated fastener for Intec® Cem N	ICEMHILT	IVPSCEMN	100
	Steel connector for Intec® Cem N	ICEM1111AD	IVPSCEMN	100
	Connector for Intec® Cem N or breather tube Ø 10 mm to M10	ICEM1011AD	IVPSCEMN, IENTLSL10, ICEMPACK, ICEMVER	10
	Double ear hose clamp Ø 17-18 mm for Intec® Cem N and breather tube Ø 10 mm	ICEMS18	ICEM1011AD, ICEM1111AD, ICEM10K	100
	End piece with connection (M10) for commercially available injection grips	ICEMVER	-	1
	End cap for breather tube Ø 10 mm	IENTLK10	IENTLSL10	20
	Adapter (M10 x 1.0 outer / M10 x 1.0 outer), intermediate piece between shutter connector and flat-headed nipple	ICEM1010AD	ICEPACK, ICEMVER, ICEM10N	10
	Flat-headed nipple with non-return valve	ICEM10N	ICEM1011AD, ICEM1010AD	1
	Press-on coupling for connecting to the flat-headed nipple	ICEM10SK	ICEM10N	1
	Recessed access box with lid, for embedding and protected storage of the grouting hose ends in the concrete	IVDOSE2	IENTLSL10	1

Spacers

Formwork technologies

Reinforcement technologies

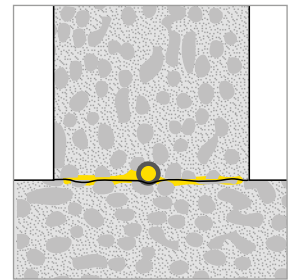
Sealing technologies

Building acoustics

	Description	Item No.	Roll length m/roll	Packaging unit Pcs
	Filament tape	IFIBAND	50	72
	Venting hose inner diameter 10 mm, 25 bar	IENLTL10	50	1

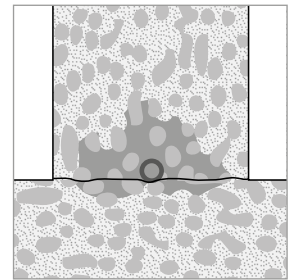
Injection with resins with Intec® Premium and Standard

The injection with polyurethane resins (PUR) is used for the pressure water-tight sealing of concrete working joints. Empirical value: Average resin consumption around 1 - 1.5 litres / 10 m joint. A robust hose system for multiple use is available through the Intec® Premium injection hose. By means of patented compressed air flushing, the hose is flushed free after injection, so the joint can be injected again at a later time.



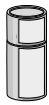
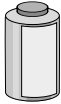
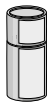
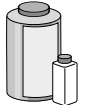

Injection with cement paste with Intec® Cem N

The injection of cement paste and suspensions serves the filling of large volumes. Increased formation of voids often occurs in the case of underpinning and difficult concreting tasks. These flaws can thus be closed and sealed in a planned and targeted manner. The Intec® Cem N injection hose system can also be injected multiple times with different media.



Intectin® injection materials

WG: 168

	Description	Item No.	Content	Packaging unit Pcs	Weight kg/packaging unit
	Intectin® Plus polyurethane resin according to EN 1504-5 with CE marking, suitable for hose injection and crack injection, low viscosity and elastic curing with extended pot time (equivalent to 100 min)	IPUP01	A: 0,75 l + B: 0,25 l	6	6.84
	Intectin® Special cleaner, suitable for both PUR and EP resins	IPUSR01	1 l	12	10.44
	Intectin® EP, two-component epoxy resin for force-locked hose and crack injection, suitable for dry and moist substrate	IPIH01	A: 0,835 kg + B: 0,165 kg	12	12.00
	Intectin® Blitz incl. accelerator, special PUR resin, foams when water enters, stops the water flow, accelerator content approx. 10%	IPUHB01	A: 0,9 kg + B: 0,1 kg	12	12.00
	Accelerator for Intectin® Plus and Intectin® Blitz	IPUHBB001	0,1 kg	1	0.10

Description	Possible injection materials				Injectability	
	PUR	EP	Cement suspension	Cement paste	Simple	Multiple
Intec® Standard	+	+	-	-	+	-
Intec® Premium	+	+	-	-	+	+
Intec® Cem N	+	+	+	+	+	+

⊕ suitable ⊖ not suitable





Application film: multiple injection

In this application video we show you the Intec® Premium injection procedure in detail. You can look directly into the concrete working joint through a Plexiglass panel fixed to the test specimen. So that you can follow the sequence more easily we have dyed the polyurethane resin Intectin Plus. See how the Intec® technology works for yourself.




Screw packer

WG: 168

	Description	Item No.	Packer diameter mm	Drill diameter mm	Packer length mm	Packaging unit
						Pcs
	Screw packer, complete incl. conical-head nipple	ISP08075	8	8	75	100
		ISP10100	10	10	100	100
		ISP13075	13	14	75	100
	Screw packer with foot valve incl. conical-head nipple for the 1-day building site	ISP13100	13	14	100	100
		ISP13150	13	14	150	50
		ISP10100FV	10	10	100	100
	Screw packer with foot valve incl. conical-head nipple for the 1-day building site	ISP13100FV	13	14	100	100
						

Application film for crack injection

This video demonstrates how dry, wet or water-conducting cracks and joints are correctly injected using screw packers and injection grout. The setting of the packers, the preparation of the crack or joint, the injection, the cleaning of the tools employed and the cosmetic finishing work are illustrated graphically.



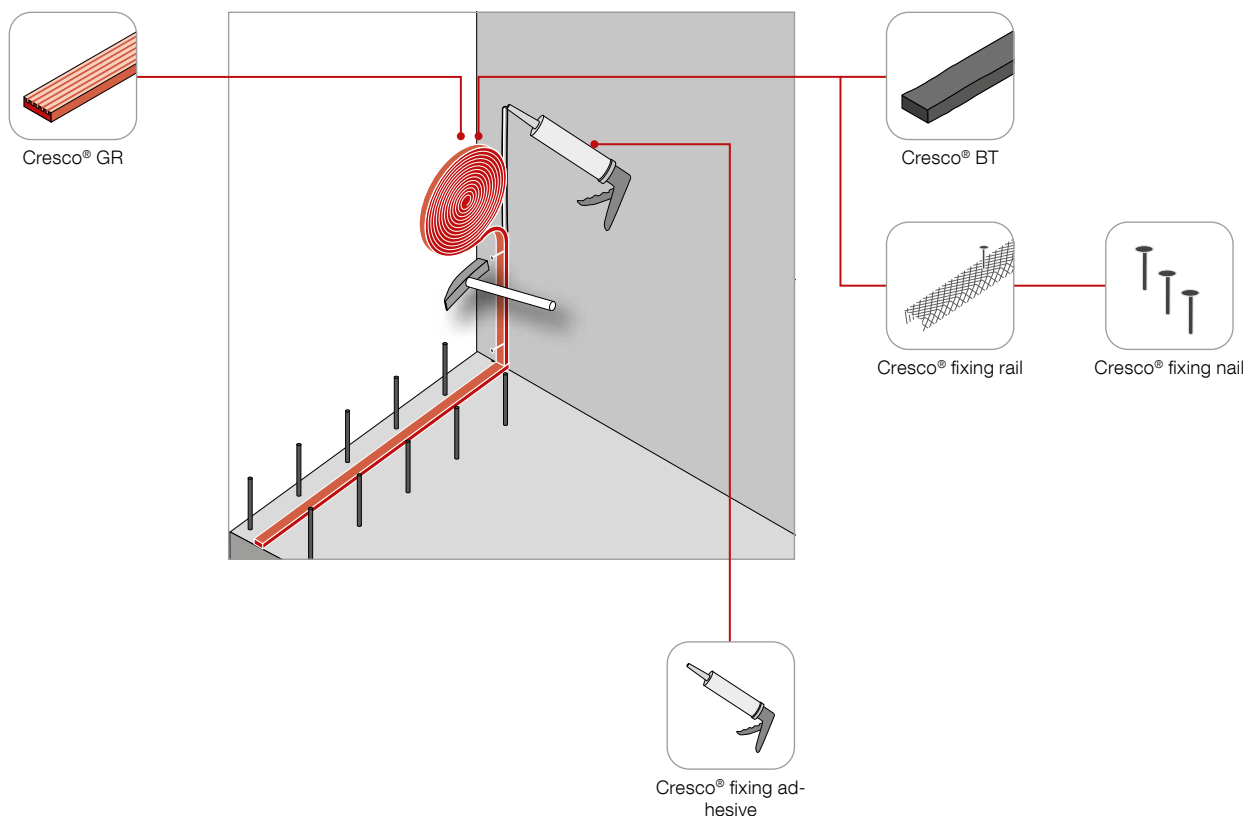


Cresco® expanding waterstop

Cresco® expanding waterstops are particularly used for difficult geometric joint courses. These prevent the penetration of water in the construction joints of impermeable concrete structures. When water enters, the swelling process begins and creates a sealing effect. Our Cresco® GR is a rubber-based swelling tape which remains stable in its form and the sealing is achieved by the increase in volume and the swelling pressure. The bentonite-based swelling tape Cresco® BT also expands into cavities and cracks due to its volume increase.


★ Advantages

- Long-lasting expansion capacity
- Excellent dimensional stability
- Controlled limited expansion
- Reliable solution for pipe sealing
- Suitable for water exchange zones
- Tested up to 5.0 bar water pressure (usable according to abP up to 2.0 bar)
- German National Approval




Cresco® GR

WG: 170

	Item No.	Dimension mm	Roll length m/roll	Packaging unit Pcs	Weight kg/m	Pallet content Packaging unit	Weight kg/pallet
	QUBCRESGR	22 x 6	15	9	0.14	36	676

Cresco® BT

WG: 170


	Item No.	Dimension mm	Roll length m/roll	Packaging unit Pcs	Weight kg/m	Pallet content Packaging unit	Weight kg/pallet
	QUBCRESBT25	20 x 25	5	4	0.63	56	726

Proof of usability
Ü-mark according to a German national test certificate for a construction product (allgemeines bauaufsichtliches Prüfzeugnis abP)

The German National test certificate for a construction product is a verification of fitness for use according to German Standards, which declares product properties and product performance. The construction product is then to be marked with the Ü-mark. Comprehensive tests and verifications guarantee a product which is ideally suited to the requirements.



Cresco® fixing rail

WG: 172

	Item No.	Suitable for	Length mm	Packaging unit Pcs	Weight kg/m
	QBSSBG	QUBCRESBT25	1000	20	0.05

Cresco® fixing nail


WG: 172

	Item No.	Length mm	Packaging unit Pcs	Weight kg/package unit
	QUBNAGEL	52	100	0.72

With pre-mounted plate suitable for power-actuated fasteners (only possible in combination with fixing rail)

Cresco® fixing adhesive

WG: 172

	Item No.	Contents ml/pce	Packaging unit Pcs	Pallet content Packaging unit	Weight kg/package unit
	QUBMKL	310.00	20	60	10.00

Depending on the substrate, one cartridge is sufficient for approx. 8 - 10 m.



Spacers

Formwork technologies

Reinforcement technologies

Sealing technologies

Building acoustics



**BUILDING
COMMON GROUND**



MAX FRANK Group

Headquarters:

Max Frank GmbH & Co. KG

Mitterweg 1

94339 Leiblfing

Germany

www.maxfrank.com

